

LINEAR STRIP

2200-12000 lumens, 17-80 Watts, Color & Wattage

Selectable

Wall, Surface and Suspension Mount



Job Information	
Project Name	
Type	
Location	
Quantity	
Date	

Description

The STRIP Series is a sleek, high-efficacy LED linear strip fixture designed for versatile commercial and industrial applications. Featuring field-adjustable wattage allows installers and facility managers to fine-tune light output and color temperature on-site eliminating the need to stock multiple SKUs. Standard 0-10V dimming is included, with optional occupancy sensor and emergency battery backup available for enhanced functionality and energy savings. STRIP is well suited for a wide range of commercial and light industrial spaces, including Warehouse & Distribution centers, stock rooms, parking garages, manufacturing and industrial facilities, stairwells & utility corridors.



Features

Mounting

Can be surface mounted, wall mounted, suspended or in tandem (mounting hardware included). Fixture includes tandem alignment tabs to assist and guide in accurate installation mounting.

clips allows for easy opening of driver cover without the use of tools.

internally mounted occupancy sensor.

- Available with optional emergency backup.

LED

CCT selectable between 3000 K, 3500 K or 4000 K.

Application

Ideal for storage rooms, staircases and garages.

Additional Options

- Available with optional time adjustable

LED Driver

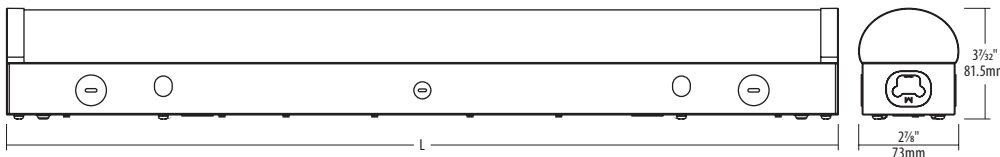
The fixture includes a 120-347V constant current, 0-10V dimming. Minimum start-up temperature -20°C (-40°F) and maximum operating temperature 50°C (122°C). Pinch locking

SPECIFICATION	
Application	Surface / Wall / Pendant
Approved Location	Damp - indoor
Certification	cETLus
Colour Temp.	3000 K / 3500 K / 4000 K
CRI	80
Dimming	Yes
Dimming Tech	0-10V
Lamp Type	LED
LED Driver	Constant Current
Lens Type	Frosted
Lumen Maintenance	70% @ 50,000 hrs
Max. Op. Temp.	50°C (122°F)
Min. Start Temp.	-20°C (-4°F)
Material	PC
Voltage	120-347V
Power Factor	>0.98
Warranty	5 Years

Fixture Performance Chart

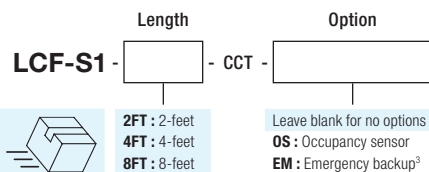
MODEL NO.	LENGTH	EFFICACY	WATTAGE	DELIVERED LUMENS ¹
LCF-S1-2FT-CCT	2'	>130	17 / 19 / 22	2250 / 2600 / 2900
LCF-S1-4FT-CCT	4'	>130	28 / 33 / 40	4450 / 5200 / 5600
LCF-S1-8FT-CCT	8'	>130	55 / 66 / 80	7500 / 8800 / 12000

Technical Drawings



Model No.	Length (L)
LCF-S1-2FT	24" (610mm)
LCF-S1-4FT	48" (1220mm)
LCF-S1-8FT	96" (2440mm)

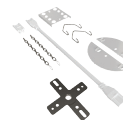
Ordering Guide



Highlighted option denotes QuickShip.

Notes:
¹ Delivered lumens data is for 3000 K CCT. ² For list of qualified products, visit the DLC website (www.designlights.org). ³ Not available for 2-ft models. * QuickShip option is available on orders of 100 pieces or less, and will ship within 7 business days. For additional options please consult your A-Line representative. All trademarks are the property of their respective owners. Due to our continued efforts to improve our products, product specifications are subject to change without notice.

Accessories



LCF-S-ACKIT

LINEAR STRIP accessory kit, includes a 5-pin flexible connector, 2 hanging hooks, 2 x 6" slings, in-line connection wire, in-line connection plate kit and in-line end cover.